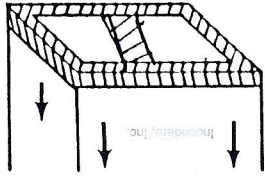
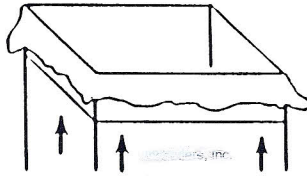


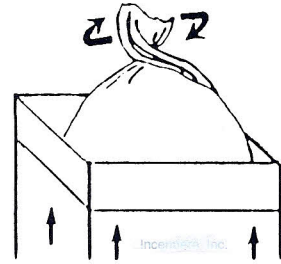
INSTRUCTIONS FOR PACKAGING BIOMEDICAL WASTE



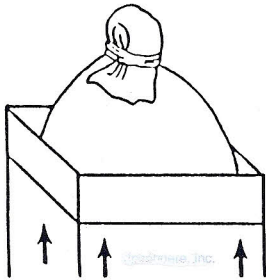
1. TAPE BOTTOM OF BOX ON ALL SEAMS WITH A MINIMUM OF 2 INCH MOISTURE RESISTANT TAPE.



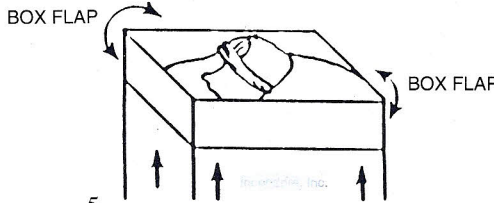
2. TURN BOX UP AND INSERT RED BAG, PULL BAG GENTLY OVER THE SIDES.



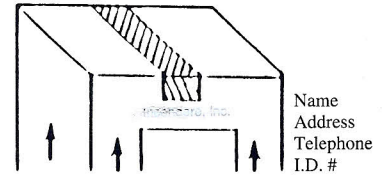
3. AFTER BOX WITH BAG IS FULL, TWIST THE TOP OF BAG.



4. DOUBLE OVER TOP OF BAG AND CINCH OR WRAP TIGHTLY WITH TAPE SECURING OPENING. **DO NOT** "PUSH" BAG INTO BOX WITH HANDS.



5. RELEASE FLAPS ON SIDE OF BOX AND CAREFULLY CLOSE FLAPS. IN CLOSING FLAPS WASTE WILL BE PUSHED DOWN.



6. TAPE AND SEAL SECURELY THE TOP OF THE BOX WITH AT LEAST 2 STRIPS OF 2 INCH MOISTURE RESISTANT TAPE. STAMP OR WRITE YOUR GENERATOR ID NUMBER ON THE OUTSIDE OF EACH BOX.

I. For health and safety regulations any box of medical waste not prepared for collection by the above diagram will be refused for pick-up.

II. Any excessive moisture, i.e., blood, body fluids, will have to be repackaged before acceptance by our waste handler. Be careful not to place objects in box that tear the bag.

III. All sharps, i.e., syringes, needles, scalpels, must be placed into a sharps containers prior to being placed into the box and bag. Any sharp item protruding from any box will not be picked up and will have to be repackaged.

IV. Each box shall NOT EXCEED a maximum carrying weight of 45 lbs. Boxes exceeding this weight will be refused or an additional charge per pound will be charged.

V. UNACCEPTABLE MATERIALS may not be placed into any box destined for disposal and final incineration by Incendere, Inc., i.e., hazardous or toxic materials or substances, compressed gases or aerosol containers, materials regulated for flammability, corrosivity, reactivity or EP toxicity as defined by EPA Hazardous Waste. Drugs, narcotics and other pharmaceuticals controlled and regulated by FDA, DEA, or other enforcement and regulatory agency must have prior approval.

You may also dispose of confidential records and other specialty items. However, if you have any questions about materials you wish to dispose of, please call our office for information on acceptance.

VI. Write the date the box is sealed on the top of the box. Write your generator ID# on all four (4) sides of the box.